



Using Data to Better Understand Child Abuse and Neglect Fatalities

- DFPS partners with law enforcement and medical offices to investigate fatalities
 - DFPS partners with communities to work on strengthening and supporting families
 - DFPS partners with other HHSC agencies to better understand and address issues that contribute to fatalities including:
 - DSHS on substance abuse prevention, maternal and child health, safe-sleep practices and state child fatality review teams
 - HHSC with their growing a network of home-visiting.
-

- DFPS partners with federal agencies and national advocates to use national data and practice to inform our work
- Within DFPS, divisions partner to investigate, review, analyze and prevent child fatalities
 - CPS – fatalities with alleged involvement of parents
 - CCL and APS – fatalities in licensed facilities
 - PEI – prevention resources to high-risk families and high-risk communities
 - Office of Child Safety – links CCL, APS, CPS and PEI work and informs with national data and practice

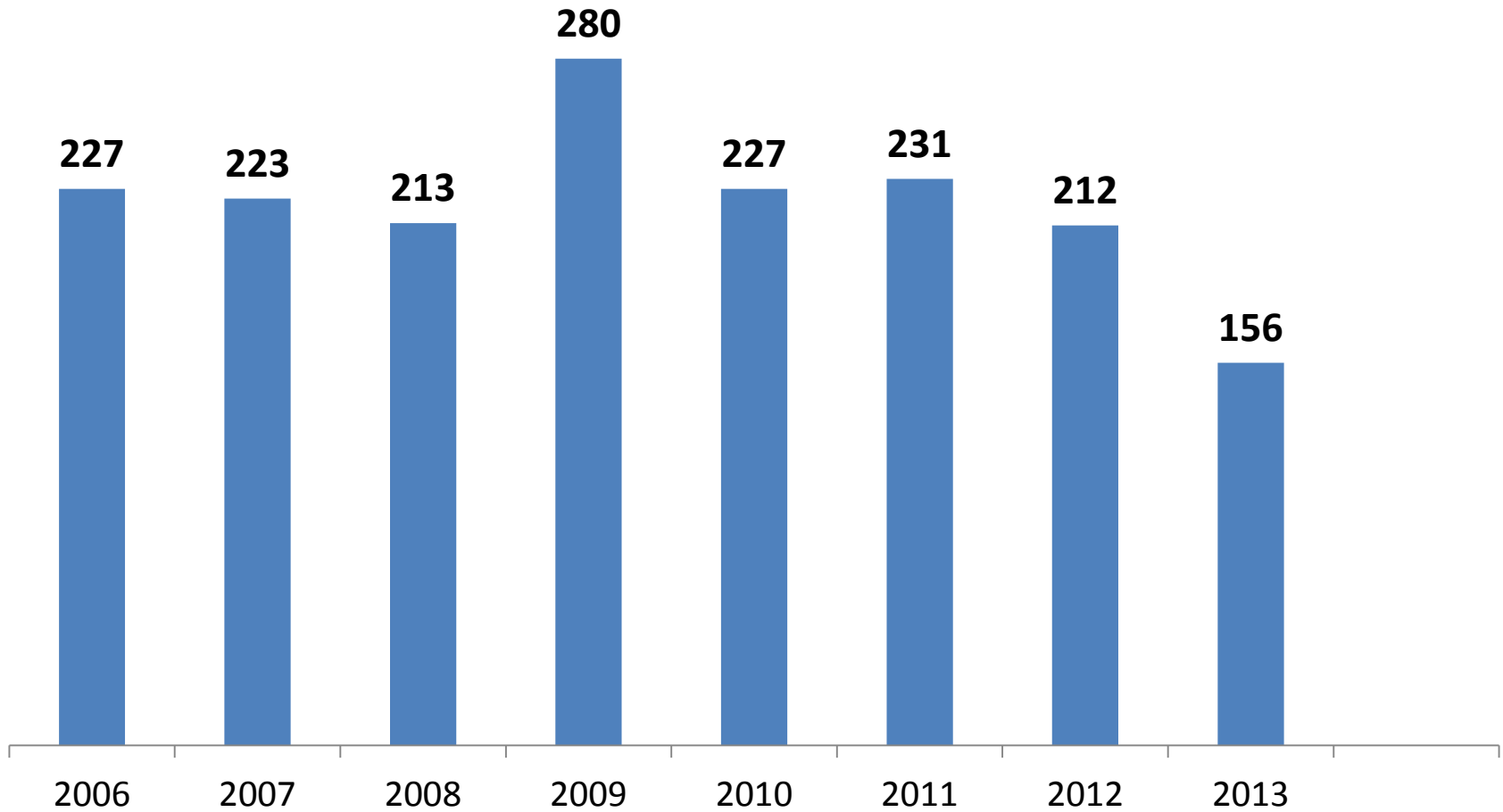
What Data Is Available

- Administrative data – collected from IMPACT
 - Usually consists of data such as race, ethnicity, case action and disposition, region and county
 - Case read data – collected through reading individual cases
 - Important supplement to administrative data but time intensive to gather
 - Starting in FY 15, tracking manner and cause of death through administrative data
-

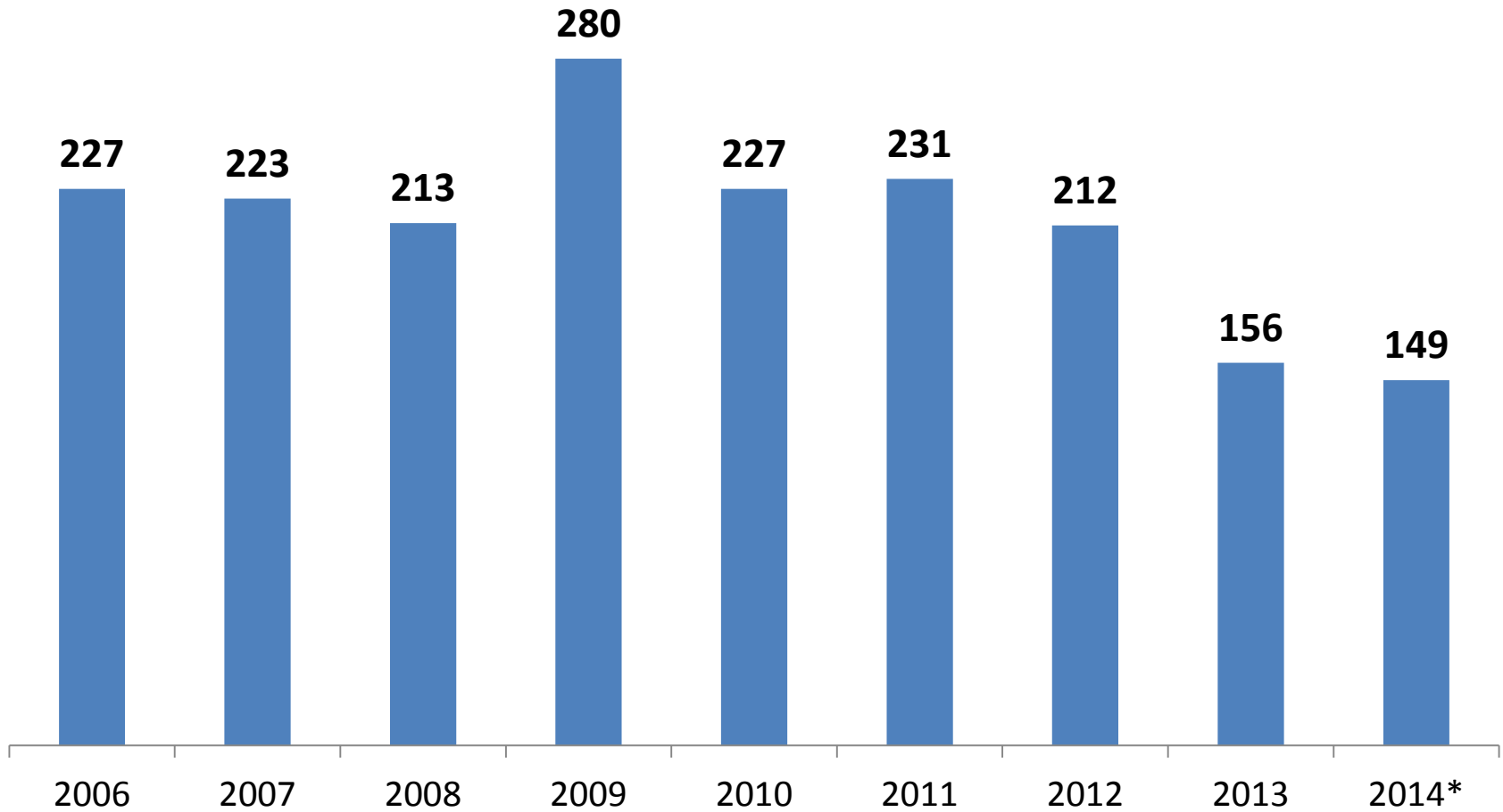
What Is a Child Abuse and Neglect Fatality

- Two determinations in any fatality investigation
 - Did abuse or neglect occur; and
 - If so, did the abuse or neglect cause the fatality
- Under federal and state law, a fatality must meet both criteria to count as an abuse or neglect fatality
- In all other cases, DFPS required to keep information and records confidential
- DFPS will expand its external aggregate data reporting on fatalities

Overall Trends in Number of Child Abuse and Neglect Fatalities



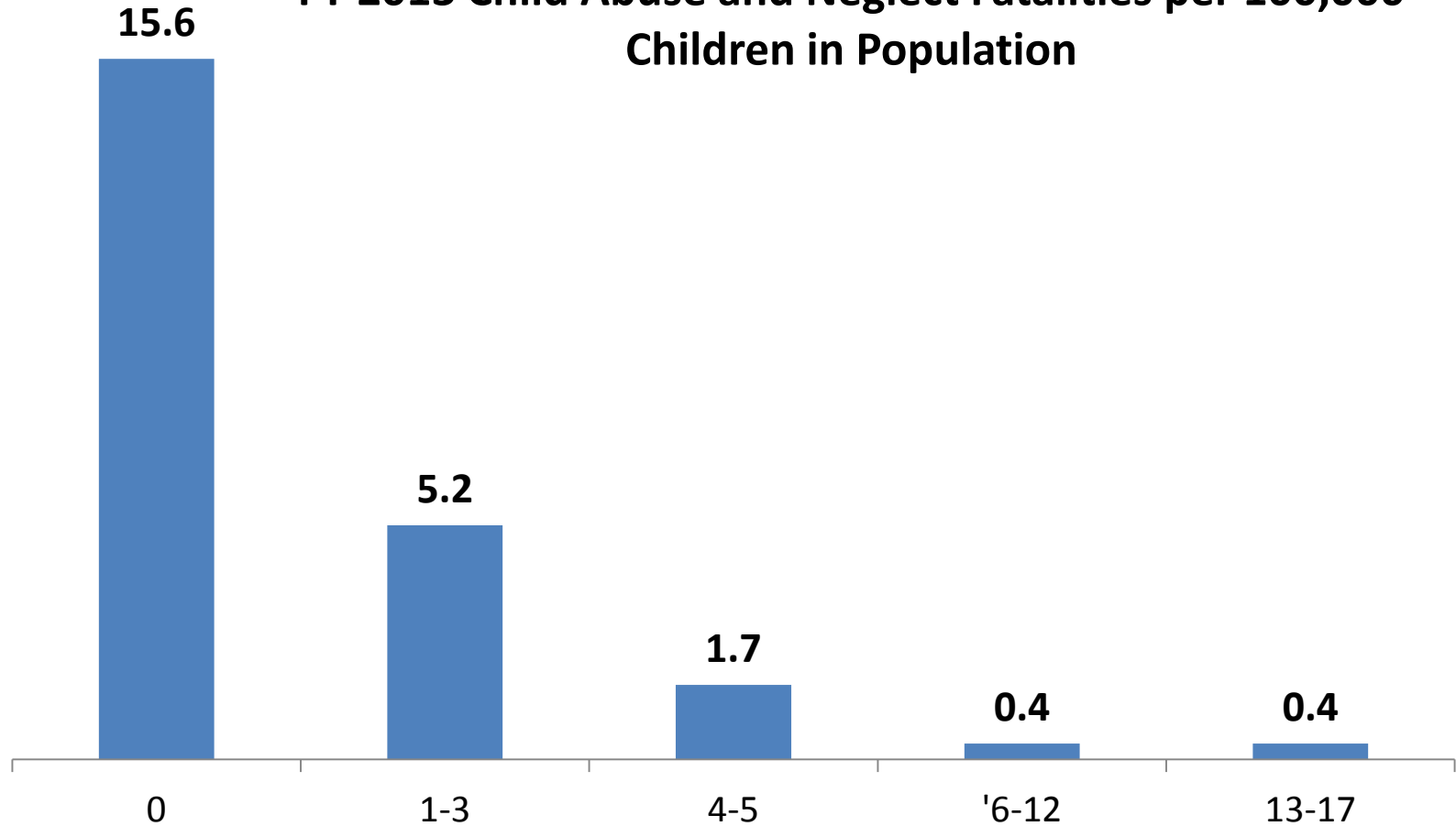
Overall Trends in Number of Child Abuse and Neglect Fatalities



Source: Data databook and FT_06 - 2014* not final subject to change

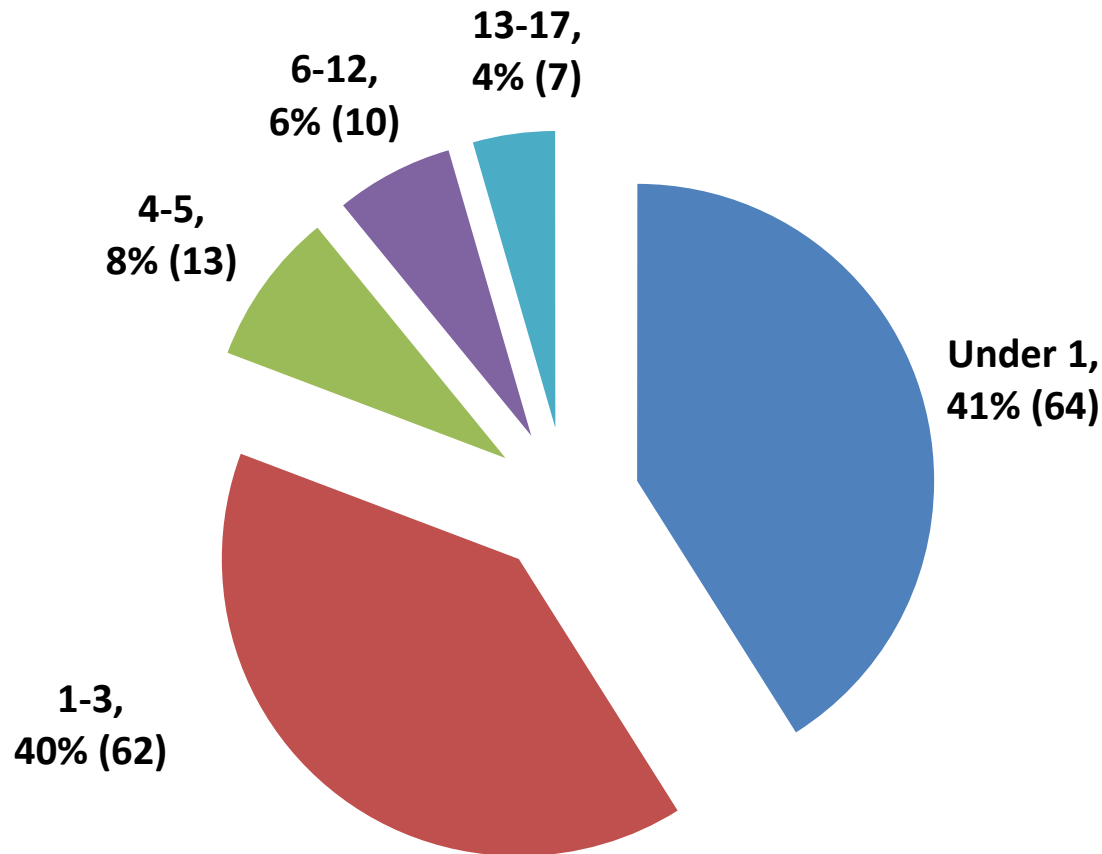
Infants Have Highest Rate of Child Abuse and Neglect Deaths

FY 2013 Child Abuse and Neglect Fatalities per 100,000 Children in Population



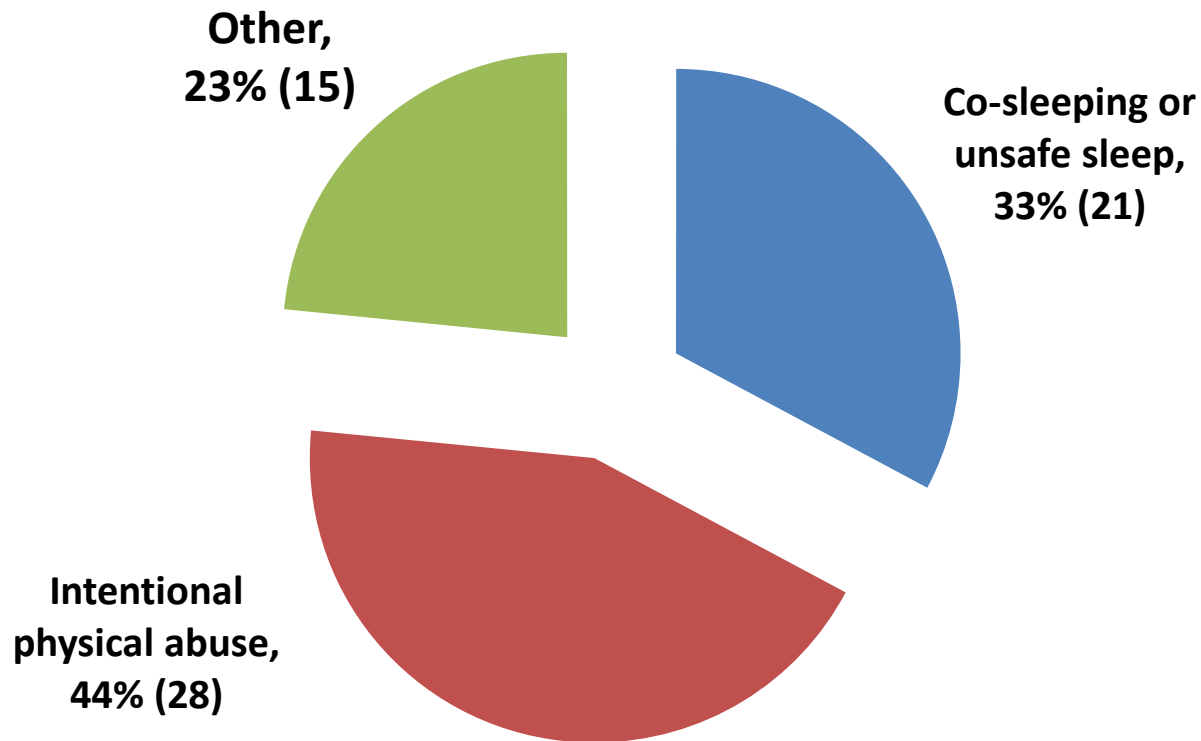
Infants Represent 41% Of All Abuse and Neglect Fatalities

FY 2013 Child Abuse and Neglect Fatalities by Age



Two Primary Causes of Abuse and Neglect Fatalities for Infants

FY 2013 Child Abuse and Neglect Fatalities for Children Under 1



Other includes drowning, incident at birth, physical neglect, vehicle accident, child left in hot car

- Slightly more likely to involve infant females (57%) vs infant males (43%)
- 75% of victims were 6 months or younger
- Almost all involved CPS investigations with physical abuse perpetrated by males, primarily blunt force trauma
 - 82% father (14) or boyfriend/other caregiver (8)
 - 7% (3) mother and father/boyfriend
 - 11% (3) mother

- More likely involve male infants (67%) vs female infants (33%)
- 86% of victims were 4 months or younger
- Involved a myriad of circumstances and perpetrators
 - 2 RCL – unsafe sleep
 - 6 CCL – unsafe sleep
 - 13 CPS – 7 co-sleeping and 6 unsafe sleep

- Defined broadly – any CPS history (even if not confirmed) on deceased child or fatality perpetrators
 - Of 28 physical abuse fatalities, 10 had some type of prior CPS history
 - Of 13 co-sleeping/ unsafe sleep deaths involving parents, 7 had some type of prior CPS history
 - Details of prior history are varied with no noticeable trend or pattern
-

- Clear need for parent education and public awareness around safe sleep, appropriate supervision, and the vulnerability of infants to physical abuse
 - HHSC and DFPS have already invested in early childhood prevention for infants through the Home-Visiting Program, HOPES, and HIP

- DFPS and DSHS joint Strategic Plan to Reduce Child Abuse and Neglect Fatalities using data-matching of DFPS child fatality data and vital records at DSHS
- Office of Child Safety, in collaboration with CPS and other DFPS divisions, will be providing analysis and reports
 - Analysis of the first year's results of Project HIP (Helping through Intervention and Prevention)
 - Annual Child Fatality Data Report with more in-depth data analysis on child fatalities

- Descriptive analytics
 - Describe characteristics of population that experienced particular outcome
 - Predictive analytics
 - Identify outcome
 - Identify those who experienced outcome in past and those who did not
 - Use statistical tests to identify factors that appear more often in the population that experienced the outcome
 - Use those factors to identify high risk cases in the future
-

- What predictive analytics **is**
 - A way to target limited resources to cases most likely to experience a particular outcome
- What predictive analytics **is not**
 - A way to predict whether any particular individual will experience a particular outcome
 - A substitute for critical thinking and evaluating a family's individual circumstances

- Identifying high risk cases in each stage of service and implementing real time case reads and follow up to improve child safety
 - Piloted in FBSS – moving to statewide implementation
 - Completing identification of high risk cases in investigations along with implementation plan
 - Exploring specific outcomes to target in conservatorship